













PHOENIX

SUTOR

CHANNEL DRAIN TILE INSERT 75MM OUTLET 45MM

CODE	FINISH	LENGTH
I004662	 Stainless Steel	600MM
I004666	 Stainless Steel	750MM
I004670	 Stainless Steel	900MM
I004674	 Stainless Steel	1215MM
I004678	 Stainless Steel	1500MM
CODE	FINISH	LENGTH
I004687	 Matte Black	600MM
I004691	 Matte Black	750MM
I004695	 Matte Black	900MM
I004699	 Matte Black	1215MM
I004703	 Matte Black	1500MM

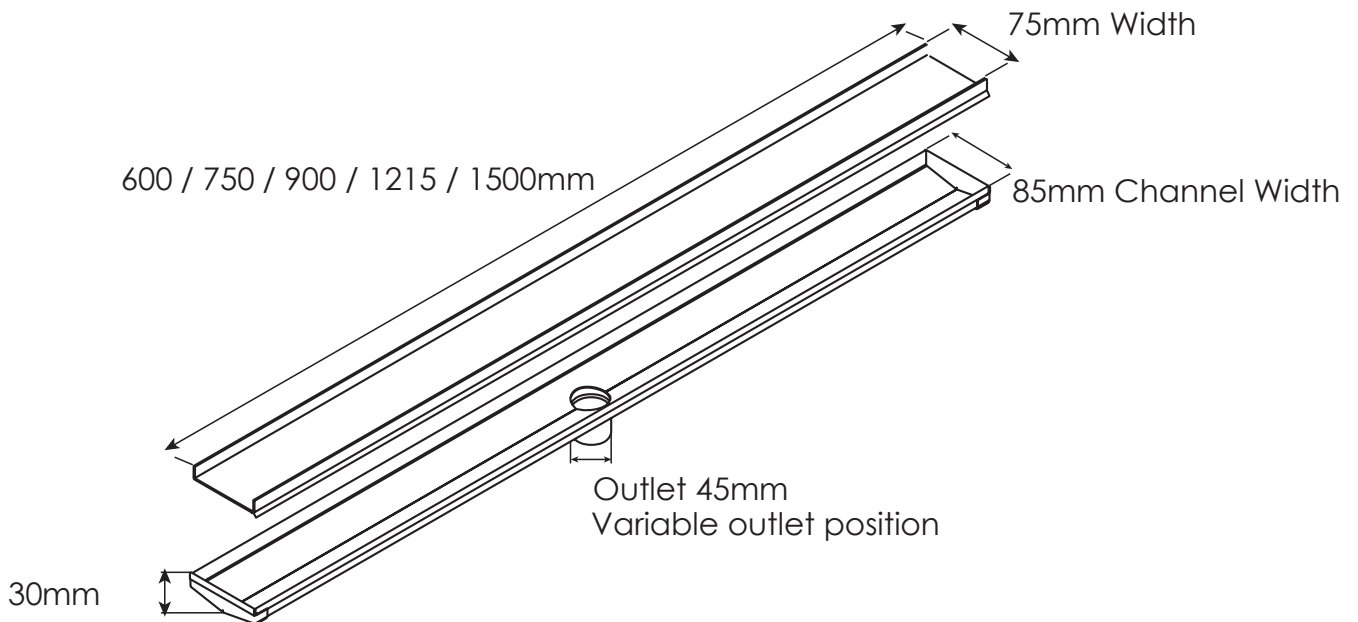


AVAILABLE IN:



STAINLESS STEEL MATTE BLACK

FOR MORE INFORMATION VISIT
www.phoenixtapware.com.au



PLEASE [CLICK HERE](#) TO VIEW FULL WARRANTY

While we aim to ensure the specifications shown are correct at time of printing, Phoenix Tapware reserves the right to make modifications without prior notice. Always use the physical product measurements for mark-ups and roughing-in as the line drawing shown may differ from the actual product over time. All measurements are shown in millimetres. Some colours may vary across product types due to differing construction materials. Printed images are a representation only and the colour or finish may vary from the actual product.

www.phoenixtapware.com.au
03 9780 4200