

BEAUMONT TILES



TILE LEVELLING SOLUTIONS

STANDARD CLIPS

BT Code		
1216698	1mm	30 x 100pc bags
1216700	1.5mm	30 x 100pc or
1216699		6 x 500pc bags
1216701	2mm	30 x 100pc bags
1216702	3mm	30 x 100pc bags
		Suits 3-12mm stone/tiles

3000 clips per box

Available in

4
spacer sizes

1mm 1.5mm 2mm 3mm

STONE CLIPS

1216703	1.5mm	25 x 100pc bags
		Suits 11-20mm stone/tiles

2500 clips per box

1216704	1mm	20 x 100pc bags
		Suits 23-32mm stone/tiles

2000 clips per box

For use with


THICKER STONE
TILES
PAVERS

Available in
2 sizes



X-WEDGES


1216705	18 x 100pc bags
	Compatible with all Precise Clips

1800 wedges per box



PLIERS

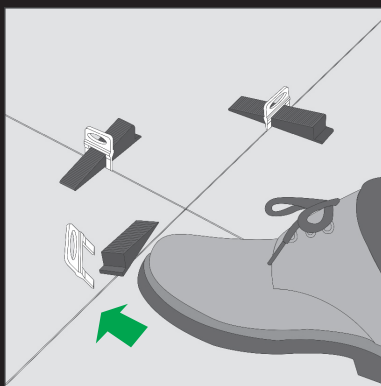
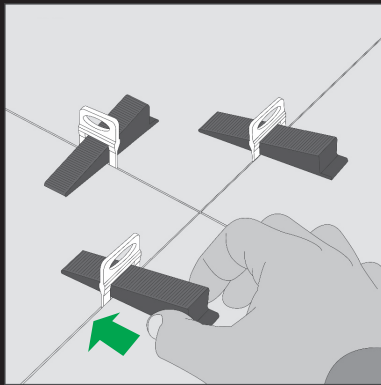
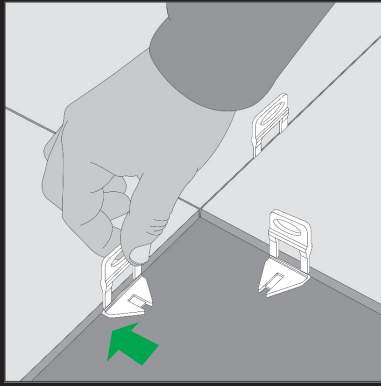




PRECISE

LEVELLING

INSTALLATION INFORMATION



- 1** LEVEL THE FIRST TILE WITH A SPIRIT LEVEL
- 2** PLACE A PRECISE LEVELLING SYSTEM SPACER CLIP UNDERNEATH THE TILE ON ALL 4 CORNERS OF THE TILE
- 3** INSERT A PRECISE LEVELLING SYSTEM X – WEDGE THROUGH THE SPACER AND EASILY PUSH IN WITH YOUR THUMB UNTIL THE TILES ARE LEVEL
- 4** ALLOW SUFFICIENT TIME FOR THE TILE ADHESIVE TO DRY
- 5** ONCE THE ADHESIVE IS DRY SIMPLY BREAK OFF THE SPACERS USING A RUBBER Mallet OR KICKING THEM. OUR SPACERS ARE GUARANTEED TO BREAK CLEAN EVERY TIME
- 6** DON'T FORGET OUR X-WEDGE IS RE-USABLE
- 7** YOUR FLOOR WILL BE COMPLETELY LEVEL

