


MW04

WALL TOP ASSEMBLY

meir®

MATTE BLACK
MW04

AVAILABLE
FINISH



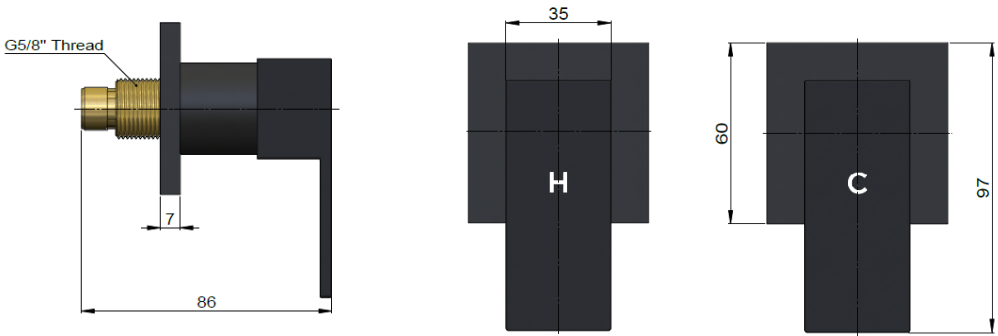
FEATURES

- 10 Year warranty
- 1/4 turn 85mm ceramic spindle
- Flow rate 20 l/min
- Solid brass construction
- Required Parts MSABR00/MP13
- Box Weight 0.8Kg

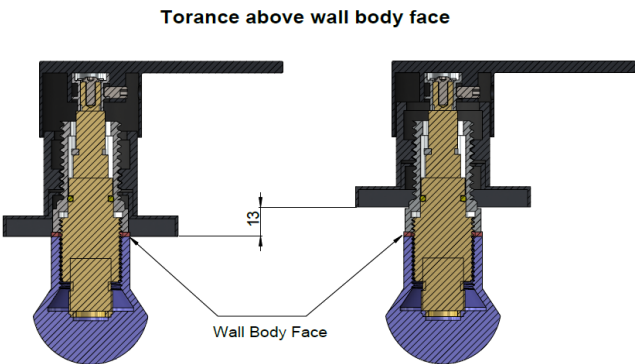
CARE

- Do not install tapware using any form of acetone silicones.
- Do not apply physical items (such as tools) directly to product.
- Never use house-hold or commercial detergents, citrus based cleaners, or abrasive cleaners.
- Clean using a mild washing soap solution rinsed, and dry with a soft cloth.
- Check for any product defects before installation.
- Refer to the installation manual for correct installation.

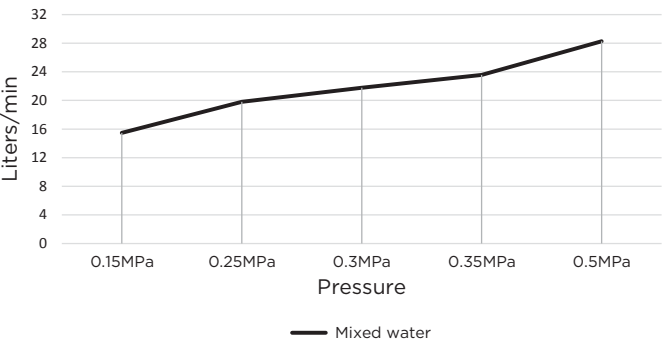
SPECIFICATIONS



TOLERANCE



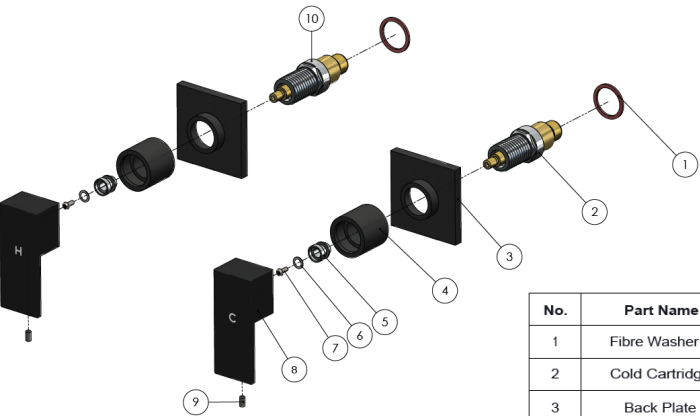
FLOW RATE GRAPH



CREDENTIALS

- Watermark AS/NZS 3718 WMKA 20374

EXPLODED VIEW



No.	Part Name
1	Fibre Washer
2	Cold Cartridge
3	Back Plate
4	Nut
5	Connector
6	Washer
7	Screw
8	Handle
9	Screw
10	Hot Cartridge