

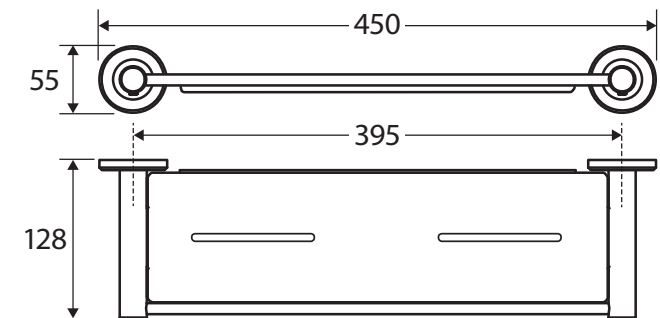

Axle®

SHOWER SHELF


Features

- Unique Industrial cross-hatched cover plates
- Super strong 4-point wall mount
- Drain channel
- Stainless steel and zinc construction
- Hex key used in installation
- Fully concealed fixings
- Upgrade the look with different cover plate styles and finishes
- All products come with matching round Axle cover plate as standard

Please Note: These products may have a visible Fienza or Watermark logo.



Available in



Chrome
83107



Brushed Nickel
83107BN



Gun Metal
83107GM



Matte Black
83107MB



Urban Brass
83107UB



Mixed finishes
available. See our
website for details.

Cleaning & Care

- Regularly clean with mild soapy water using a microfibre cloth.
- In highly polluted or coastal locations, we recommend cleaning 2-3 times per week.
- Do not use harsh detergents, bleach, cream cleaners or citrus based cleaners. These substances are abrasive and will damage the surface.
- Do not use undue pressure and wipe in one direction only

While we aim to ensure specifications are correct at the time of publication, Fienza reserves the right to make modifications without prior notice. Physical colour may vary from image shown. All measurements are shown in millimetres. Always use physical product measurements for mark-ups and roughing-in as the technical drawing may differ from actual product received.