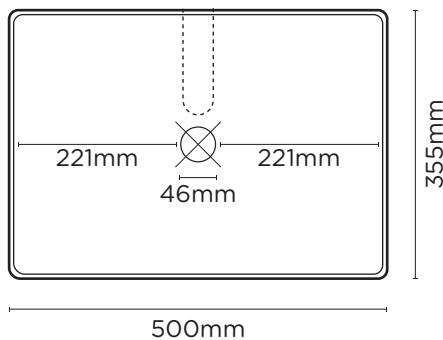




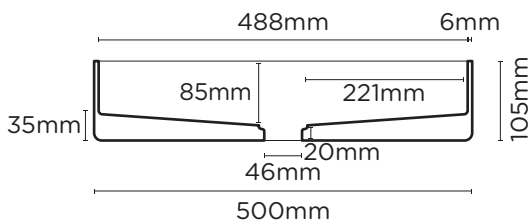
## Astra

Narrow walls and an elegant rectangular design make the Astra the perfect basin choice for any sized bathroom space.

### PLAN VIEW



### SECTION VIEW



### SPECIFICATIONS

<b>MATERIAL</b>	UHP Concrete
<b>FINISH</b>	Matte / Low Sheen
<b>WEIGHT</b>	15kg (33.1lbs)
<b>DIMENSIONS</b>	W500mm D355mm x H105mm (W19.7in D14in x H4.1in)
<b>BOWL CAPACITY</b>	10.2L (2.7gal)
<b>TAP HOLE</b>	N/A
<b>OVERFLOW AVAILABLE</b>	N/A
<b>WASTE RQD</b>	32mm or 40mm Standard (1½in) (not provided by Nood)
<b>WARRANTY</b>	24 months
<b>WASTE HOLE SIZE</b>	46mm (1.8in)
<b>WALL THICKNESS</b>	6mm (0.25in)
<b>OPTIONS</b>	Surface Mount / Wall Hung / Stand / Cylinder
<b>WALL HANG RQD</b>	Mount before tiling - to timber frame or masonry wall.

All dimensions are estimate. We suggest waiting until receiving Nood basins before cutting holes in cabinetry items. Colours of concrete may vary slightly.

### WALL HUNG BRACKET



8mm aluminium powdercoated. Bracket, fixings, adhesive provided with each wall hung basin purchased.

### AVAILABLE COLOURS



L405mm x W305mm x H100mm  
(L15.9in x W12.0in x H3.9in)

#### THICKNESS

Wall Hang Bracket: 8mm (0.3in)  
L Bracket: 3mm (0.1in)

#### WEIGHT

Wall Hang Bracket: 4kg (8.82lbs)  
L Bracket: <250g (0.5lbs)

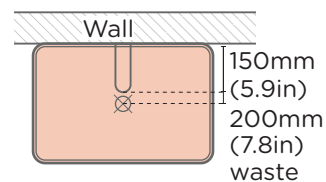
#### INSTALLATION

Timber Wall: [tiny.cc/udkhlz](http://tiny.cc/udkhlz)  
Masonry Wall: [tiny.cc/Ogkhlz](http://tiny.cc/Ogkhlz)

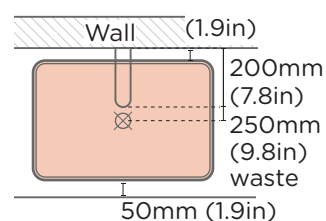
Basin to be mounted after tiling

### SUGGESTED TAP / FAUCET POSITION & LENGTH

#### WALL HUNG BASIN



#### SURFACE MOUNTED BASIN



### INSTALL HEIGHT

